

# Confirmation Lesson # 30 - "Created - In The Image Of God"

## Lesson Preparation

**Purpose:** To use the “**mirror**” of the Bible and our faith heritage to help the class understand and appreciate how the Christian faith understands what it means to be human.

**Core Teaching:** In the Christian understanding, to be human is to be **both** “*made in the image of God*” **and** “*dust*”, to be **both** “*a little less than the angels*” **and** “*sinner*”. It is in this dynamic interplay between these two poles that the human condition is found.

**Small Group Resources:** Each group member will need - “*Thinking Backwards*” **sheet**, *Adam & Eve paper doll* **cutouts** for each class member, two **colored markers**. In addition, each small group will need: **Scotch Tape, two colored markers for each person, “Truth or Consequences” game board and cards**. Also, prepared “*Game Cards*” for each small group.

**Preparation:** **VCR & TV, “Disciple” Video** (Tape 1, Session 2).

**Scripture:** **Genesis 1:26-28**

*Then God said, “Let us **make humankind in our image, according to our likeness**; and let them have dominion over the fish of the sea, and over the birds of the air, and over the cattle, and over all the wild animals of the earth, and over every creeping thing that creeps upon the earth.” So God created humankind in his image, in the image of God he created them; male and female he created them. God blessed them, and God said to them, “Be fruitful and multiply, and fill the earth and subdue it; and have dominion over the fish of the sea and over the birds of the air and over every living thing that moves upon the earth.”*

**Genesis 2:7**

*Then the LORD God **formed man from the dust of the ground**, and breathed into his nostrils **the breath of life**; and the man became a living being.*

**Psalms 8:4-5**

*What are human beings that you are mindful of them, mortals that you care for them? Yet you have **made them a little lower than God**, and crowned them with glory and honor.*

**Romans 7:15, 18-21**

<sup>15</sup>*I do not understand my own actions. For I do not do what I want, but I do the very thing I hate. . . I can will what is right, but I cannot do it.*

<sup>19</sup>*For I do not do the good I want, but the evil I do not want is what I do. <sup>20</sup>Now if I do what I do not want, it is no longer I that do it, but sin that dwells within me. . . <sup>21</sup>So I find it to be a law that when I want to do what is good, evil lies close at hand.*

**\*\*\*Small group leaders:** At the end of this curriculum you will find copies of several brief articles related to the Christian understanding of what it means to be **human**. Take time to read over these articles. They will give you a good feel for the traditional Christian teaching about humanity. This will be good background and resource material for this session with your small group.

# Confirmation Lesson # 30 - "Created - In The Image Of God"

## Large Group

**Singing:** Music team sings 2-3 high energy songs.

**Offering:** Two students bring the offering collection box to the leader.

**Doxology:** Sing Doxology

**Affirmation of Faith:** Have the class join together in reciting the "Apostle's Creed".

**Introduction to the lesson:** **Video Clip From Disciple Bible Study**

We'll be showing a clip from the Disciple Bible Study videos. The clip will show Dr. Bill Power of St. Michael's Episcopal Church narrating the story of the creation.

Tell the class that today we will be exploring the Christian understanding of what it means to be human.

**Prayer:** Large group leader closes with prayer.

**Dismiss to small group:** Students follow small group leaders to their respective locations.

## Small Group

**Opening Prayer:** Begin the small group session with a prayer. You may want to do a sentence completion prayer, a "build a prayer", or ask for a volunteer to pray. The main idea is for the youth themselves to pray. This is how they learn and how they become comfortable with prayer.

**Discussion:** *The key activity for today's session is the Truth or Consequences game. Make sure that you get to this activity and to the Romans passage. Use other activities as time allows.*

### 1) Discuss Video

Take a few minutes to discuss the videos with your small group.

- Ask:**
- 1) *What got your attention in the videos?*
  - 2) *What does the Genesis account say about what it means to be human?*
  - 3) *How similar or different is that from what we usually understand?*
  - 4) *What does being made "in the image of God" mean?*
  - 5) *What does being "dust" mean?*
  - 6) *How do "dust" and "the image of God" relate to each other?*
  - 7) *Why were Adam & Eve unable to live by God's guidelines?*

# Confirmation Lesson # 30 - "Created - In The Image Of God"

## Small Group

Give a short synopsis of the Christian understanding of what it means to be "human" - that we are both *finite and free, creature and in God's image*, that we have been **given free will and the power to choose**, yet we do not have all knowledge, and that *we therefore make mistakes*

### 2) Read & Discuss Today's Scriptures

Begin by sharing with your group a time in your life when you did something that you knew was wrong. We all have these stories. It's part of being human. Keep the story appropriate. Use this personal story as a lead in to Paul's inner struggle in Romans.

Beginning with the Romans, passage, have volunteers read today's three scriptures. Then ask them:

- 1) *What do these say about what it means to be human?*
- 2) *Does any of this surprise you? If so, what?*

### 3) The "Adam" (or "Eve") Exercise.

You will have a stack of "Adam" head figures from the curriculum - one for each member of your small group. Explain to your group that you will be doing an exercise in which you will be exploring what it means to be both "*creature*" (dust) and "*the image of God*".

<u>Creature</u>	<u>The Image Of God</u>
We are "dust"	We are more than just "dust"
We are like everything that is created	We are unique among God's creatures
We are limited and finite	We are "little less than the angels"
We are not like God	We are like God

**OPTION A:** Use this table to give your group an idea of the two sides to human nature - Godlike and un-Godlike. Tell the group to write down on their figures everything they can think of about what it means to be human (we can think, we have free will, we can be bad, we are complex, etc.) - whatever they come up with. Then give the group members two colored markers each. Have them mark all of the "creature" items in one color and the mark all of the "image of God" items in another color. If some aspects of being human are mixed - have them mark that item with both colors

**OPTION B:** Tell them to draw a line down the center of their "Adam" (or "Eve") figure. On one side they are to write down all the ways they can think of that we are like God (in the image of God). On the other side they are to write down all the ways they can think of that we are unlike God. (i.e., dust).

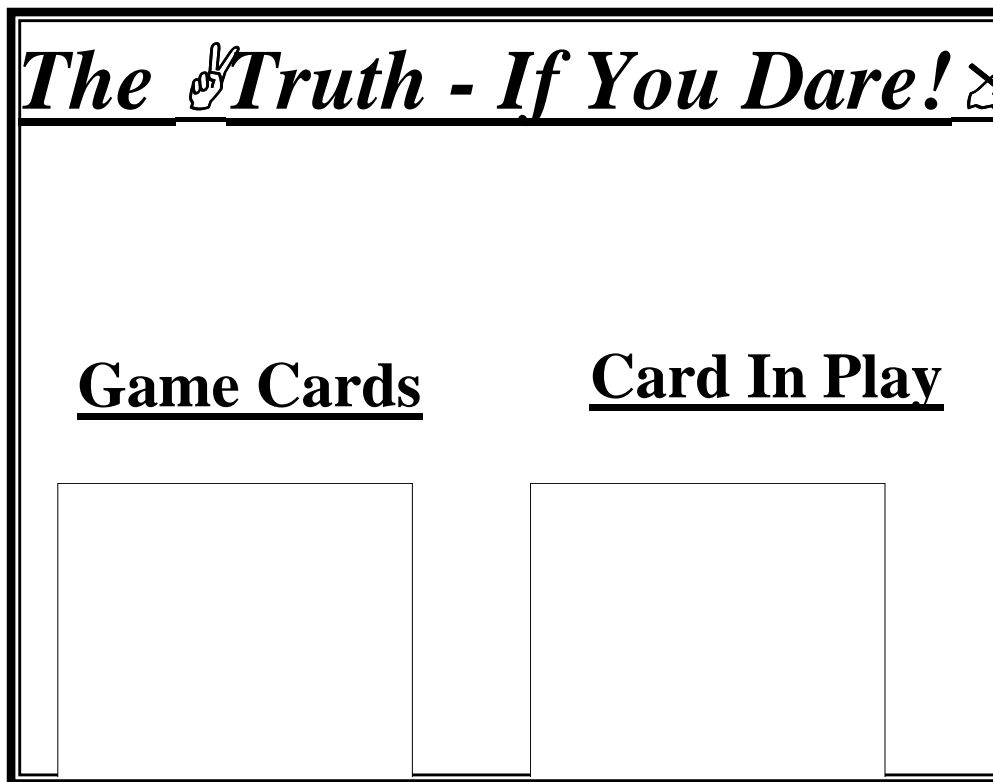
# Confirmation Lesson # 30 - "Created - In The Image Of God"

## Small Group

After a few minutes, have group members share with each other what they have written down. Discuss any issues that arise out of what is presented. You may want **briefly** to share some of the information in the background reading that you think might interest the group or be important.

### OPTION A: 4) Truth And Consequences Game (or, 'Truth - IF You Dare!)

Make sure that you have the game board and the game cards prepared for the "Truth & Consequences" game. You will have a piece of poster board decorated in bright colors. Title it either "Truth & Consequences Game" or "Truth (If You Dare!) Game". Here is what it will look like



Each scenario has several "choices" which will also be listed on the front of the card. On the back of the card will be the possible "consequences" for each choice. Each scenario card should have the scenario and the choices on the front. The group will provide the consequences.

Begin by asking the group if they have ever played "Truth or Dare". Have volunteers share with you how the game is played. Then tell the group that you are going to be playing a slightly different game: "Truth - **IF** You Dare!" (also called 'Truth & Consequences').

# Confirmation Lesson # 30 - "Created - In The Image Of God"

## Small Group

Explain to your group that you will be playing a game that recreates the same choice that Adam and Eve faced in the garden of Eden. God gives us choices. And what we choose is up to us. But we do have to live with the consequences of our decisions.

**How the game is played:** Place the scenario cards face up on the game board. These scenarios are much more scary than the usual 'Truth or Dare' situations. Ask for a volunteer to pick up a card and read the scenario out loud. Engage the group in a **brief** discussion of the issue in the scenario.

- Ask:**
- 1) *Is this an issue they have personally faced?*
  - 2) *How real is it?*
  - 3) *How difficult is it to handle this issue?*

**Next have the volunteer read the choices** out loud to the group. Have the group **briefly discuss** the choices. Then have the volunteer make his or her choice and explain why he or she made that choice. When the choice has been made, have the volunteer flip the card over and have the group provide possible consequences for that choice. You will also have six game cards - three that are prepared in advance and three that you can prepare. Copies of these are at the end of this section. Briefly discuss this consequence with your group. Ask the group if they like the consequences. If they do not, have them select another choice and brainstorm consequences for that choice.

**Repeat the process with other scenarios** as time allows. If time allows, have the group create its own scenarios, choices, and consequences - using the three blank cards in this kit. The basic idea is that the choices we made as human beings have consequences. God has given us the ability to see these consequences and to have this effect our choices.

- OPTION B:** Use the same scenarios as in option A, but this time use the "Thinking Backwards" sheet with the group. Have the group think of the possible options in the scenario, choose one option, and then run through the possible consequences. This will help the group think through choices and consequences to those choices.

# Confirmation Lesson # 30 - "Created - In The Image Of God"

## Small Group

**Joys & Concerns:** Ask students to share any Joys & Concerns for the week.

**Lord's Prayer:** Lead the small group in the Lord's Prayer.

## Large Group Closing

**Announcements/Birthdays:**

**Sing "Sanctuary":** Have the class form a circle and link arms (right over left) before singing.

**UMYF Benediction:** Lead the group in the UMYF Benediction.

# Confirmation Lesson # 30 - "Created - In The Image Of God"

## Adam Or Eve Exercise

Take a moment to draw a line down the center of the figure, dividing it in half. On one side write down all of the ways that we are **like or similar to** God. On the other side, write all of the ways you can think of that we are **unlike** God.



Confirmation Lesson # 30 - "Created - In The Image Of God"

Thinking Backwards

**My Options**

**Consequence**  
(Of My Choice)

**My Choice**


# Confirmation Lesson # 30 - "Created - In The Image Of God"


## Truth and Consequences Game Cards

### Scenario #1

You're with some friends in a store and one friend takes a candy bar and puts it in his (or her) pocket. Do you:

- 1) Tell the friend you saw and make him (or her) put it back.
- 2) Ignore it - it's his (or her) business.
- 3) Take a candy bar yourself.

Possible Consequences associated with each option




## Truth and Consequences Game Cards

### Scenario #2

Your three best friends suddenly decide you're not cool anymore and begin telling lots of people some personal things about you. Do you:

- 1) Ignore it, but go home and cry.
- 2) Spread rumors about them.
- 3) Find new friends
- 4) talk to your three friends and discuss with them what friendship means.

Possible Consequences associated with each option




## Truth and Consequences Game Cards

### Scenario #3

You've been absent and someone offers you a copy of the recent math test before you have to make up the same test. Math is your worst subject. Do you:

- 1) Take the test copy and memorize the answers
- 2) Take your chances
- 3) Study hard and get extra help from the teacher

Consequences associated with each option.



# Confirmation Lesson # 30 - "Created - In The Image Of God"

## Truth and Consequences Game Cards

### Scenario #4


Description:

Option #1:

Option #2:

Option #3:

Consequences associated with each option.



## Truth and Consequences Game Cards

### Scenario #5


Description:

Option #1:

Option #2:

Option #3:

Consequences associated with each option.



## Truth and Consequences Game Cards

### Scenario #6

Description:

Option #1:

Option #2:

Option #3:

Consequences associated with each option.

